

# PERMANENT MOUNT

## MICRO-BAR-EX



**RED:** To +VDC (fuse @ 9A)

**BLACK:** To Chassis Ground (-)

**BLUE:** Flash patterns & Synchronization

- Momentarily apply +VDC to BLUE for Flash Pattern change
- Connect BLUE wires of all minibars together for synchronization; all units must be set at the same pattern

### WARNING:

Do not look directly into LEDs while in operation;  
may cause momentary blindness and/or eye damage.

## FLASH PATTERNS

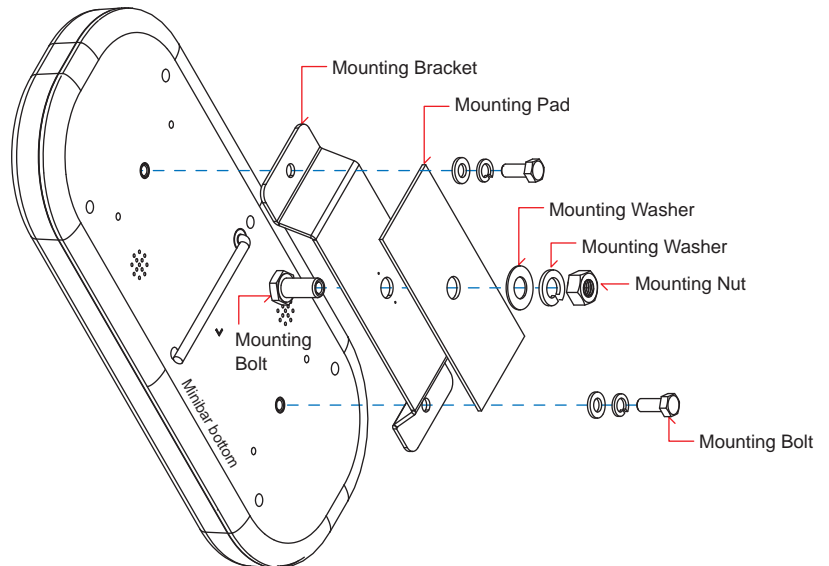
Momentarily apply +VDC to **BLUE**:

- Once for next pattern
- Quickly 3 times for reset to FP#1

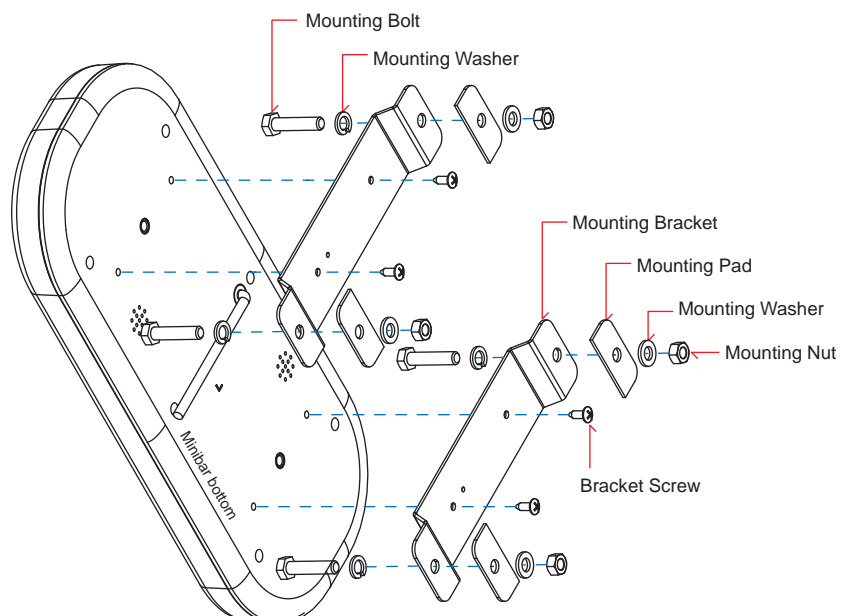
FP#	Flash Patterns
1	Random
2	Rotating (slow)
3	Rotating (fast)
4	Single (split)
5	Double (split)
6	Quad (split)
7	Quint (split)
8	Mega (split)
9	Ultra (split)
10	Single-Quad (split)
11	Single H/L (split)
12	Single (all)
13	Double (all)
14	Quad (all)
15	Quint (all)
16	Mega (all)
17	Ultra (all)
18	Single-Quad (all)
19	Single H/L (all)
20	Steady Half
21	Single (2Hz)
22	Double (R65)
23	Triple (2Hz)
24	Quad (2Hz)

Note: This unit is not factory set at FP#1

## SINGLE-BOLT MOUNT BRACKET



## 4-BOLT MOUNT BRACKETS



# MAGNETIC MOUNT

## MICRO-BAR-EX



Model: with Dual button cigar-plug.



### WARNING:

It is not recommended to use magnetically mounted warning devices on vehicles in motion. Usage is at the sole risk and responsibility of the user.

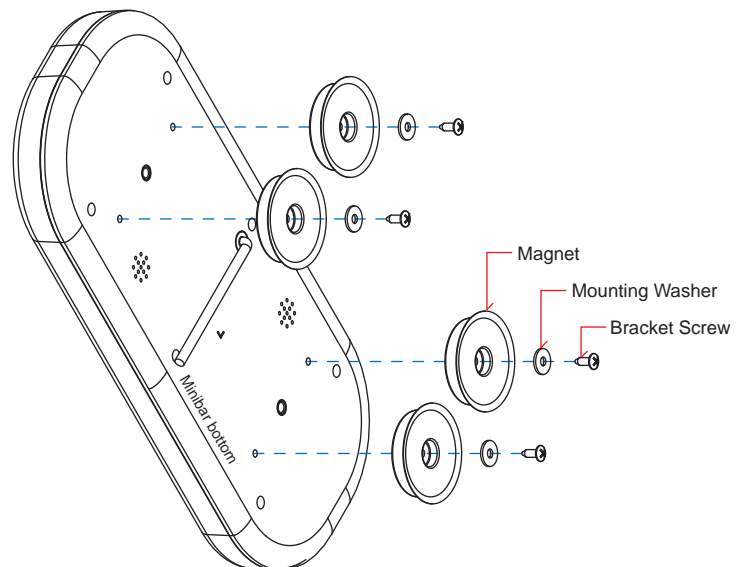
## FLASH PATTERNS

Momentarily apply +VDC to **BLUE**:

- Once for next pattern
- Quickly 3 times for reset to FP#1

FP#	Flash Patterns
1	Random
2	Rotating (slow)
3	Rotating (fast)
4	Single (split)
5	Double (split)
6	Quad (split)
7	Quint (split)
8	Mega (split)
9	Ultra (split)
10	Single-Quad (split)
11	Single H/L (split)
12	Single (all)
13	Double (all)
14	Quad (all)
15	Quint (all)
16	Mega (all)
17	Ultra (all)
18	Single-Quad (all)
19	Single H/L (all)
20	Steady Half
21	Single (2Hz)
22	Double (R65)
23	Triple (2Hz)
24	Quad (2Hz)

## MAGNET MOUNT



Note: This unit is not factory set at FP#1